



Dear Customer,

We're constantly looking for ways to support you selling and presenting our products.

In January we've launched our new website <https://www.isi.com/en/culinary/>. As you will see, we reworked completely the design in a new more emotional and appealing design.

As part of this Update, we've also implemented the isi-partner.com into the new Website – the site isi-partner.com will be shut down end of March.

Therefor we kindly ask you to register yourself* on our new website as Partner for the following services:

- You can download all recipe images for your own promotion directly, no need to ask us anymore.
- At one page, you can find all information regarding your interested product (e.g. certificates, videos, recipes and recipe photos, product information, product images, data sheets, assembly drawings etc.)
- On the video page, you can be directed to our Vimeo-Account, where you can download your wished videos directly

**Unfortunately it is not possible to take over your existing Accounts on isi-partner.com due to the new Data-Security-Regulations in Europe.*

Contents

How to register	2
How to Log-In.....	3
Where to find Product Details	4
Where to find Recipe Pictures	5
Where to find the Videos	6
Do you have any other questions?	6

How to register

1. Please go to: <https://www.isi.com/en/culinary/user-navigation/registration/>
2. Fill out the form:
 - a. Please use the same E-Mail Address you're using to get in contact with your Export Manager
 - b. Please tick the box: "Register as partner"

[Products](#) [Applications](#) [Recipes](#)

Register

Please complete the form below.

As a registered user, you will enjoy a wide range of benefits: you can save your favourite recipes, and will have the option to extend the warranty on your new appliances.

Are you an ISI Culinary partner or distributor?

If so, register as a B2B user now, giving you access to logistics data and technical information as well as the option of downloading recipe images directly from the website. All B2B users are subject to our manual approval, and will be notified once they have been approved.

Title
-

First name
Family name

Your E-mail address * **2a**

Password *

Country
-

Language
-

Register as partner **2b**

Read and accepted [Terms and Conditions](#)

[→ register now](#)

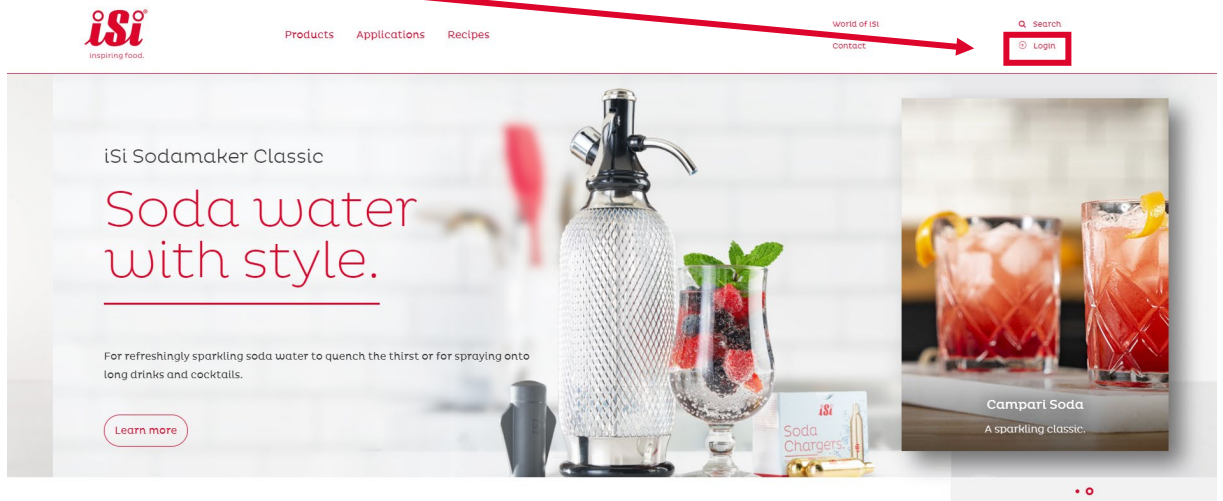
[Reset password](#)

3. A request will be send to our team, which has to be approved manually – this may take up to 24 hours. As soon as it is approved, we'll send you a short note. After the approval you'll have full access to all B2B-Services.

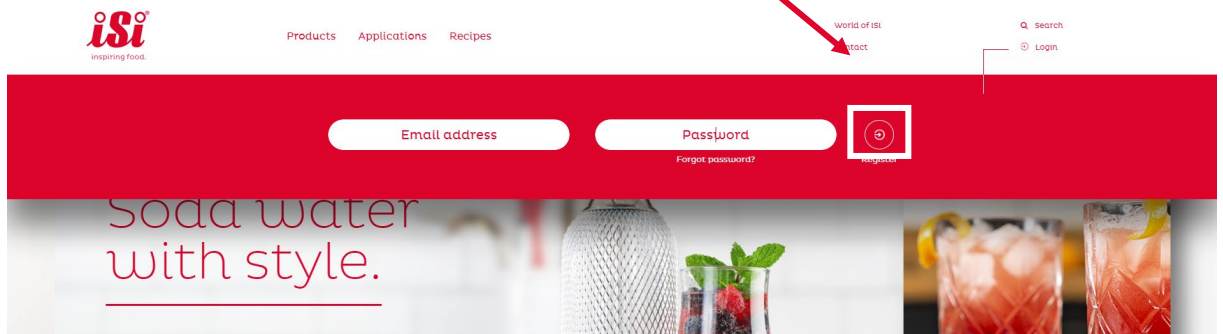
This is necessary to guarantee you an exclusive access to the marketing materials.

How to Log-In

1. Please visit isi.com/culinary
Click on **“Login”**



2. Enter your Login Details and Click on the marked Button:



3. The page will be reloaded; if you've logged in successfully you'll see the **“My Account”** instead of “Login” in the menu



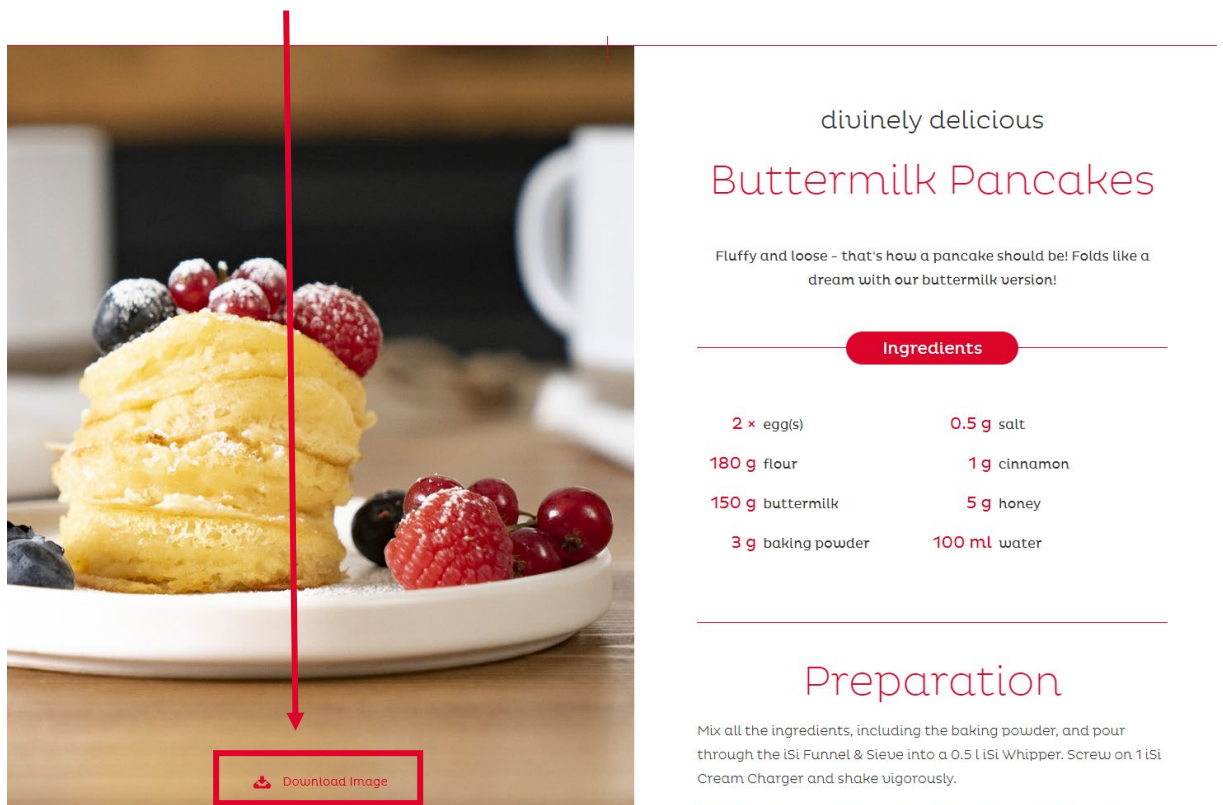


Where to find Product Details

1. You have to be logged in to see all the product Details
2. Visit the Product-Detail Page, e.g.
<https://www.isi.com/en/culinary/products/detail/product/gourmet-whip/>
3. Scroll down until you'll reach the Tab "Technical Data". Here you'll find every important information about the product:
 - a. Logistic Data
 - b. Images
 - c. Instructions
 - d. Certificates
 - e. Data Sheets
 - f. Assembly Drawings

Where to find Recipe Pictures

1. You have to be logged in to download Recipe Pictures
2. Please visit any Recipe Detail page, e.g.
<https://www.isi.com/en/culinary/recipes/detail/buttermilk-pancakes/>
3. You'll see a Link **“Download Image”** directly at the bottom of the recipe picture.



divinely delicious

Buttermilk Pancakes

Fluffy and loose - that's how a pancake should be! Folds like a dream with our buttermilk version!

Ingredients

2 x egg(s)	0.5 g salt
180 g flour	1 g cinnamon
150 g buttermilk	5 g honey
3 g baking powder	100 ml water

Preparation

Mix all the ingredients, including the baking powder, and pour through the ISI Funnel & Sieve into a 0.5 l ISI Whipper. Screw on 1 ISI Cream Charger and shake vigorously.

4. If you can not see this link, there are two possible reasons:
 - a. You are not logged in with your B2B Account.
 - b. The image is not available for download due to different copyrights

Where to find the Videos

1. You'll find more Videos ever before on our Website. Also we will publish every month new Videos
2. To stay up-to-Date please Visit our Vimeo-Page directly:
<https://vimeo.com/user92738457>
There you'll find all Videos for download.
3. If you've found a Video on our Website you want to download, please click on the **"Vimeo"** Logo directly:



4. You'll be directed to the Vimeo-Video page – here you download the Video by clicking on "Download"

Do you have any other questions?

If you have any other questions please contact your iSi Export Manager – we're always happy to support you!